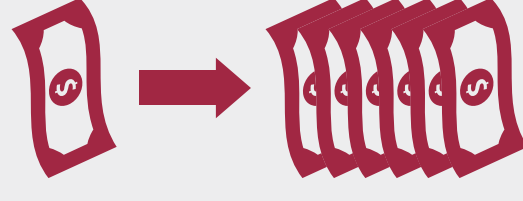


INVESTING IN LONE WORKER SAFETY IS PROFITABLE



SAFETY INVESTMENTS MAKE FINANCIAL SENSE

Studies have shown a **\$2 to \$6 return for every dollar invested in safety and health.**

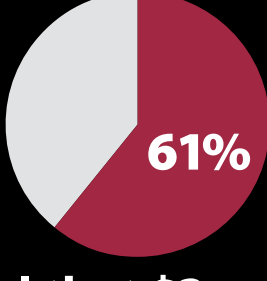


"Establishing a safety and health program to prevent occupational injuries & illnesses is not only the right thing to do, it's the profitable thing to do."

OCCUPATIONAL SAFETY & HEALTH ADMINISTRATION (OSHA)



SAFETY EXECUTIVE SURVEY CONFIRMS HIGH ROI



feel that \$3 or more is saved for each \$1 invested

Liberty Mutual survey results are based on interviews with 200 executives responsible for workers' compensation and other commercial insurances at 125 mid-size firms (100 to 999 employees) and 75 large companies (over 1,000 employees) representing a range of geographic locations and industries.

LARSAFE.COM



WORKPLACE FATALITIES ARE EXPENSIVE

Direct Costs

\$1.4 MILLION

Indirect Costs

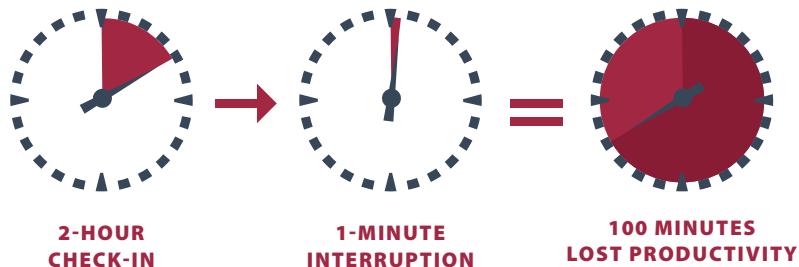
\$2.1 MILLION

For businesses with a 10% bottom-line profit margin, **\$35 million more in revenue is needed to break even on costs for a workplace fatality.**



LONE WORKER MANUAL CHECK-IN COST

Employees working alone usually check in periodically. Each time they check in, your business loses productivity.

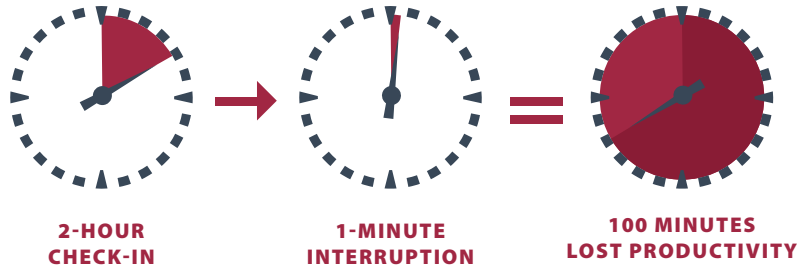


\$133 lost profit per lone worker

- Lone worker wage: \$20/hour
- Lone worker value: \$100/hour
- Shifts: 8 hours/day, 20 days/month

SUPERVISOR CHECK-IN COST

Supervisors lose productivity when receiving lone worker check-in calls.




\$192 lost profit per lone worker

- Supervisor wage: \$35/hour
- Supervisor value: \$150/hour
- Shifts: 8 hours/day, 20 days/month

LONER COMPLETE

Blackline's lone worker technology empowers a **real-time emergency response** to the employee's precise location. A manual check-in system lacks this capability.



442%

RETURN ON INVESTMENT

With no upfront fees, Loner Complete pays for itself and saves your business a further **\$265/month for every lone worker.**



THE HUMAN TOLL OF FATALITIES

The ASSE writes "anyone who has had the misfortune of witnessing or handling the aftermath of a **serious or fatal on-the-job injury** knows that, without question, the **costs go far beyond those that appear in a company's ledger book.** For those who survive, or who work with the accident or illness victim, the costs continue with psychological stress that may require years of counseling."

THE AMERICAN SOCIETY OF SAFETY ENGINEERS (ASSE)

LONG-TERM IMPLICATIONS

COMPANY REPUTATION IMPACT

STARTING AT \$2/DAY

For the cost of a daily cup of coffee per employee, Loner Complete delivers the tools to empower a real-time emergency response and make the difference while saving you money.

BLACKLINE SAFETY



Blackline Safety is always available to help your organization address its work-alone safety monitoring needs. **Contact us today for a free consultation and work-alone safety assessment.**

NORTH AMERICAN HEADQUARTERS
Toll-free: 1-877-869-7212
Direct: +1-403-451-0327
Email: sales@blacklinesafety.com

EUROPEAN OFFICE
Tel: +44 1787 222684
Email: eusales@blacklinesafety.com